

AGENDA

REGULAR MEETING
BOARD OF TRUSTEES
YAKIMA VALLEY COLLEGE

October 12, 2017

4:30 p.m.

M.L. King Jr. Room

Hopf Union Building, Yakima Campus

A. Roll Call

Introduction of Guests and New Employees, *Mr. Kraig Michels, presenter*

B. Proposed Changes to the Agenda

C. Approval of Minutes: Special and Regular Meetings of September 14, 2017

D. Action Items

E. Communications

F. Reports

1. Board of Trustees — *Ms. Rosalinda Mendoza, Chair*

2. Students —

Elizabeth Stavros, President of ASYVC

Nicholas Mejia, President of Grandview Student Council –

3. Classified Staff — *Ms. Cathy VanWinsen, WPEA Representative*

4. Professional Staff – *Ms. Hillary Emerson, AFT-YPS Professional Representative*

5. Faculty — *Mr. Tom Mount, AFT-Y Yakima President*

6. Vice President for Administrative Services — *Dr. Teresa Rich*

7. Vice President for Instruction and Student Services — *Mr. Tomás Ybarra*

8. President — *Dr. Linda Kaminski*

Community Relations Report, Mr. Jay Frank

Human Resource Activity Report – Mr. Kraig Michels

G. Call to the Public

The public is welcome to make comments on issues not on the agenda after being recognized by the chair. Trustees may ask questions of the speaker for clarification but generally will not discuss items that are not on the agenda. If appropriate, they may refer the subject to college staff for research or request an item be placed on a subsequent agenda.

H. Date of Next Meeting— The next Regular meeting will be **Wednesday**, November 8, 2017 in the M.L. King Jr. Room, Hopf Union Building, Yakima Campus

I. Executive Session –

1. An Executive Session may be called for any reason allowed under the Open Public Meetings Act (RCW 42.30)
2. Announcement of time Executive Session will conclude

J. Action Items, if any, that may be necessary to be taken as a result of matters considered in Executive Session

K. Adjournment

MINUTES

REGULAR MEETING
YAKIMA VALLEY COLLEGE
BOARD OF TRUSTEES

October 12, 2017, 4:30 p.m.
M.L. King Jr. Room. Hopf Union Building, Yakima Campus

Chair Rosalinda Mendoza called the regular meeting of the Board of Trustees to order at 4:30 p.m.

A. Roll Call and Introduction of Guests and New Employees

Board of Trustees Present

Mr. Patrick Baldoz (joined meeting at 5:02 p.m.)

Dr. Sara Cate

Ms. Rosalinda Mendoza, Chair

Mr. Robert Ozuna, Vice Chair

Ms. Patricia Whitefoot

Dr. Linda Kaminski, Secretary

Others Present

YVC Students

Introduction of Guests and New Employees. Ms. Jeanette Quintero introduced Ms. Suki Smaglik Chemistry Instructor, Ms. Susan Gleeson Nursing Instructor, Ms. Melissa Matczak Early Childhood Instructor, Ms. Gina Scribner Program Assistant Arts & Sciences, Ms. Skye Field Director of Applied Baccalaureate Programs, Ms. Laura Morgan Nursing Instructor, and Mr. Kevin Dyke Mathematics Instructor.

B. Proposed Changes to the Agenda. There were no changes to the agenda.

C. Approval of Minutes. Trustee Ozuna moved that the minutes of the Special and Regular Meetings of September 14, 2017, be approved as submitted. The motion was seconded by Trustee Cate and passed unanimously.

D. Action Items. There were no action items.

E. Communications. There were no communications.

F. Reports

1. **Board of Trustees** — Trustee Baldoz discussed attending the Foundation meeting. Chair Mendoza stated that she and Trustee Ozuna would be attending the ACCT meeting in February. Trustee Ozuna discussed attending the ACCT Leadership Congress and shared some materials on Board Chair training. He also discussed attending training sessions on Legislative Updates, Board Retreats, and Best Practices.
2. **Students** — Elizabeth Stavros, President of ASYVC, introduced Jamie De La Paz who shared that she is interested in chemistry, she is in her second year at YVC and intends to transfer to WSU. Ms. Stavros discussed finishing welcome week, the success of the movie nights and the upcoming trunk or treat.

Nicholas Mejia, President of GSC – not in attendance, written report only
3. **Classified Staff** — *Not in attendance*
4. **Professional Staff** – *Not in attendance*
5. **Faculty** — *Not in attendance*
6. **Vice President for Administrative Services.** Dr. Rich provided the Board with a copy of the monthly YVC Fiscal Report. She indicated that spending is on track. Dr. Rich provided the Board with pictures of the Grandview Campus entrance. The grand opening date has yet to be determined due to a delay in getting the electrical transformer from the power company. The bid opening for the engineering and physics remodel is scheduled for October 25th with an anticipated occupation and instruction date in Fall 2018. Dr. Rich reminded the Board that the financial statement audit begins on Monday and is anticipated to wrap up around December 8th.
7. **Vice President for Instruction and Student Services** — Mr. Tomás Ybarra discussed the upcoming DACA forum scheduled for November 8th from 1:00 p.m. to 5:00 p.m. Vice President Ybarra discussed the preparations for the Fall 2019 self-evaluation report for the Northwest Commission on Colleges and Universities. The process is starting now so the college will not be pressed for time. On October 10th, the first accreditation meeting was held to address the preparations. Trustee Ozuna inquired about what involvement the Board would have in the process. Mr. Ybarra indicated that the assessors ask for access to at least one or two board members with a focus on governance processes of the college. Mr. Ybarra shared information about Title V collaborative grant with Heritage University, funds have supported many different programs including, helping students to establish academic identities in part through the YVC Diversity Series, and supporting increased access to the writing center, pathways advising, and curriculum development for the High School 21 program. Chair Mendoza inquired as to how the programs would be sustained after the grant expires. Mr. Ybarra indicated that would have to be worked out during the college's budget development process.

8. **President** —

Community Relations Report, Mr. Jay Frank, Director of Community Relations, provided the Board with an updated calendar of events and discussed several upcoming events. A complete listing of all upcoming events can be found at;

<http://www.yvcc.edu/about/community-relations/Pages/Home.aspx>

Human Resource Activity Report – Not in attendance

President’s Report – 1) President Kaminski provided the Board with updated FET Allocation and Census Reports. 2) She provided the Board with the 2018 Supplemental Operating Budget Request handout. 3) President Kaminski gave the Board the WACTC Legislative Agenda, 4) She provided the Board with copies of the National Center for Education Statistics – College Navigator. 5) Dr. Kaminski noted that this would be Trustee Patricia Whitefoot’s last board meeting, her final term has expired and the governor has made a selection of a new trustee. Dr. Kaminski expressed how much the college appreciated the many years of service that Patsy has given to the college. The rest of the Board expressed their appreciation as well.

G. **Call to the Public.** No one present indicated a desire to address the Board.

H. **Date of Next Meeting.** The next Special meeting will be Wednesday, November 8, 2017 in the M.L. King Jr. Room, Hopf Union Building, Yakima Campus

I. **Executive Session.** No executive session was called.

J. **Action Items.** N/A

K. **Adjournment.** The meeting was adjourned at 5:46 p.m.

ROBERT OZUNA

LINDA KAMINSKI

Robert Ozuna, Vice Chair for
Rosalinda Mendoza, Chair

Attest: Linda J. Kaminski, Secretary

**ASYVC Board of Trustees Report
October 12, 2017 4:30pm MLK Room**

Past events:

September 21: ASYVC Movie Series: Wonder Woman

ASYVC Student Government showed the first movie in our year-long movie series. The movie was this summer's blockbuster hit Wonder Women and 110 students came to enjoy the movie.

October 3: Town Hall Meeting: YVC Fitness Center Remodel

ASYVC Student Government hosted a student led conversation about a potential upcoming fitness center remodel. Students were able to voice their opinions or concerns about the upcoming fitness center remodel.

October 5: ASYVC Movie Series: Spider-Man: Homecoming

ASYVC Student Government showed the second movie in our year-long movie series. Students enjoyed popcorn and soda at the 1 p.m. and 6 p.m. showings.

October 9-13: Welcome Yaks Week

ASYVC Student Government hosted a week of activities to welcome new and returning students back to campus.

October 9: Yak Pride

Students were encouraged to wear their YVC gear to show school spirit.

October 10: Club Fair

ASYVC Clubs hosted tables to advertise their clubs to potential new members.

October 11: Karaoke

Students came to the HUB for some pizza and karaoke.

October 12: Game Day

ASYVC student government hosted a game day in the Clock Tower Courtyard.

Upcoming events:

October 13: Blood Drive

ASYVC will host a fall blood drive. Students, faculty, and staff are welcome to sign up for times at the HUB info desk. Snacks will be provided to those who donate.

October 18 & 25: Disability Awareness Events

In this two event series, DSS has partnered with ASYVC to bring a Disability Resource Fair to the HUB on October 18 at 11 a.m. and poet Neil Hilborn in Kendall Hall at 1 p.m. On October 25 at 11:30 a.m. in the HUB, there will be a showing of the documentary Fixed-The Science/Fiction of Human Enhancement.

October 29: Trunk or Treat

ASYVC Student Government will host our 3rd annual Trunk or Treat. We will be inviting the community to come and take part in the fall festivities.

November 2, 2017: ASYVC Movie Series: Dunkirk

ASYVC Student Government be showing the third movie in our year-long movie series. Students will be able to enjoy popcorn and soda during the 1 p.m. and 6 p.m. showings.

ASYVC Student Life Mission Statement

To provide a broad-based program dedicated to enhancing students' cultural, intellectual, social, recreational, wellness, community service, and leadership skills.



YVC Grandview Student Council Board of Trustees Report Sept. 14, 2017

Events:

- CUSP Leadership Conference, Pasco, WA September 6-8, 2017
 - Attended workshops to enhance leadership skills and abilities
- Running Start Orientation September 14, 2017
 - Gave college insights and tours to approximately 100 new Running Start students
- Staff Meeting/Fall Kickoff, September 14, 2017
 - Hosted a dinner meeting for staff and faculty
 - Introduced ourselves
 - Provided information on upcoming events, asked how we could help and/or enhance instruction with programming, and asked for assistance in promoting events and activities
- GSC Info Desk/Meet and Greet, September 18– 20, 2017
 - Staffed a table lobby to address questions and to help direct students to classroom
 - Informed students of the secretary vacancy in GSC
 - Promoted our Welcome Event
- Ice Cream Social Welcome Event September 20– 21, 2017
 - Introduction of GSC officers to student body
 - Served ice cream sundaes to day and evening students
 - Approximately 140 attendees

Future Events:

- Co-hosting a “Movie in the Park” Oct. 7, 2017 with the Grandview Parks and Rec Dept. This event is open to YVC students and the general public. The Extra Mile Student Center will sell concessions
- Conduct interviews for the GSC Secretary position
- Disability Awareness Month
- Breast Cancer Awareness Month
- Halloween event
- Advising Day (October 31)

YVC FISCAL REPORT

July 1, 2017 through September 30, 2017

Core Themes: Community, Access & Success

2017-18 Board Approved Budget \$ **30,469,792**

Adjustments already reported

Adjustments to Operations

Carryforward Board Approved Reserve Use	\$	45,270
---	----	--------

Total Adjustments This Quarter \$ **45,270**

Revised Budget \$ **30,515,062**

Expenditures through September 30, 2017

Program	Budget	Expenditures	Available Balance	% of Budget Remaining
Instruction	\$ 16,123,471	\$ 1,798,300	\$ 14,325,171	89%
Library & Primary Support	1,834,537	330,004	1,504,533	82%
Student Services	3,198,793	481,431	2,717,362	85%
Institutional Support	4,805,077	919,889	3,885,188	81%
Plant Operations	4,553,184	927,793	3,625,391	80%
Total	\$ 30,515,062	\$ 4,457,417	\$ 26,057,645	85%



Facing Wine Country Road



Facing YVC Main Campus




Facing YVC Main Campus



Facing Wine Country Road



Location of New Sign at Work



Facing YVC Main Campus



Facing Municipal Pool



Between Activity Center and Workforce Lab



Facing Wine Country Road



Events Calendar

October 12, 2017-November 8, 2017

Prepared for the Board of Trustees

Larson Gallery

Transitions: Heidi Lewis Coleman

September 16-October 21, 2017

The Larson Gallery presents Transitions: Heidi Lewis Coleman. Coleman studied art at Parsons and the New York School of Design. She is a juried member of the National Association of Women Artists, the Women's Caucus for Art and the Silvermine Guild of Artists. Coleman is an award-winning artist who has exhibited widely in galleries and museums across the country. Although currently living in Connecticut, Heidi Lewis Coleman is a Yakima native who graduated from Eisenhower High School. She lived a block from the Allied Arts Center, taking classes as a child. Her first show there came in 1997, with a second in 2007. An opening reception will be held Saturday, September 16, 2017 at 5:00pm. For more information: 574.4875 or www.larsongallery.org.

Athletics

Women's Soccer

October 14, 2017 • 12:00pm

Soccer match against North Idaho College.

Women's Volleyball

October 14, 2017 • 6:00pm

Volleyball match against North Idaho College.

A complete schedule is available at: www.goyaks.com

Other Items of Interest

Flagger Certification Training

October 13, 2017

Yakima Valley College will offer Flagger Certification Trainings on Friday, October 13, 2017 and Friday, November 17, 2017. Each one-day training will be held from 8:00am-4:00pm on YVC's Yakima Campus - Skills Center, Building 32, Room 106. It provides certification for work zone traffic control flaggers. The tuition fee of \$45 allows participants to receive a flagger handbook, classroom instruction, and the opportunity to take the Washington State certification exam. For more information contact the Career Connection Center at 509.574.6800 x 3324 / sdalton@yvcc.edu.

BAS-TE Information Nights

October 18, 2017 at 5:30pm • Hopf Union Building, Building 9

October 20, 2017 at 5:30pm • Workforce Education Center, Building 51, Room 199

YVC will host a series of information sessions for those interested in pursuing a BAS-TE. Participants will learn the steps to apply for the BAS-TE program, the teacher residency model, and completion of the Washington Educator Skills Test-Basic (WEST-B). They will also receive information on how to apply for financial aid and scholarships. Candidates interested in YVC's teacher education program should contact BAS-TE@yvcc.edu or visit www.yvcc.edu/Bachelors.

Improv by YVC student group Adults Who Can't Adult

October 20 & 21, 2017 • 7:30pm • Kendall Hall, Building 12, Auditorium

Join us for a free performance by the YVC student improv group *Adults Who Can't Adult*. All performers are YVC students and they specialize in Short Form Improv Comedy, much like the television show *Whose Line is it Anyways?* For more information, contact Ray Pritchard at rpritchard@yvcc.edu / 509.834.4554.

Trunk O' Treat

October 29, 2017 • 3:30-5:30pm • Parking Lot H

ASYVC hosts Trunk O' Treat. This free community event provides children a fun and safe trick-or-treating atmosphere.

For more information: 509.574.6800 ext. 3204 or at asbprog2@yvcc.edu.

...

Please reference the ASYVC and GSC student reports for additional student activities. Additional information can be found on YVC's college calendar at <http://www.yvcc.edu/calendar>



**Activity Report
 September 2017**

NEW HIRES:			
Name	Position Title	Start Date	Division/Department
Georgina Scribner	Program Assistant	9/25/2017	Arts and Sciences
James Cummings	Information Technology Specialist 1	10/2/2017	Grandview Campus
RESIGNATIONS & RETIREMENTS:			
Name	Position Title	Effective Date	Division/Department
Casey Rice	Assistant Director of Facility Operations	10/3/2017	Facility Operations
STAFF VACANCIES			
Position Title	Current Status	Closing Date	Division/Department
ADMINISTRATIVE & EXEMPT PROFESSIONAL:			
Coordinator – Career and Technical Education	Accepting Applications	10/22/2017	WorkForce Education
Coordinator – WorkFirst	Accepting Applications	10/23/2017	Basic Skills
Coordinator – WorkForce	Accepting Applications	10/23/2017	WorkForce Education
CLASSIFIED:			
Fiscal Technician 3	Accepting Applications	10/8/2017	Administrative Services
Program Assistant	Accepting Applications	10/8/2017	WorkForce Education

President's Activities

September 2017

		Community									Access						Success				
		Network w/ community	Share information	Ed/training needs	Visibility	Contribute to community	Potential donors	Legislative issues	Network w/education	Internal community	Info to prosp students	Create transitions	Scholarship funding	Expand outreach	Expand facilities	Expand learn activities	Student Recognition	Improve stu success	Influence policies, etc.	Data student success	Learn strategies
Meeting Out of District		A1	A2	A3	A4	A5	A6	A7	A8	A9	B1	B2	B3	B4	B5	B6	C1	C2	C3	C4	C5

Meetings—In College District

9/5*	SW Rotary Club Meeting	•	•	•	•	•	•														
9/6*	Rotary Club Meeting	•	•	•	•	•	•														
9/7	Yakima Rotary Club Meeting	•	•	•	•	•	•														
9/13	YVC Convocation		•							•	•			•			•	•			•
9/14	Rotary Club Meeting	•	•	•	•	•	•							•							
9/14	YVC Board of Trustees' Meeting		•															•	•		
9/15	All-College Employee Meeting		•													•		•			•
9/20*	YVCC Alumni Association Meeting	•	•				•											•			•
9/21	Yakima Rotary Club Meeting	•	•	•	•	•	•							•				•			
9/21*	New Vision Board Meeting	•	•	•	•	•	•	•									•		•		
9/28	Yakima Rotary Club Meeting	•	•	•	•	•	•							•							

*Outside Normal Business Hours

A-Community

- A-1 Provided opportunity to network with community leaders
- A-2 Provided opportunity to share information about the college
- A-3 Provided opportunity to learn about educational/training needs in the community
- A-4 Provided visibility for college within the local community, state or country
- A-5 Provided opportunity for college to actively contribute to the community
- A-6 Raised awareness for potential donors to contribute to the college
- A-7 Informed legislators about issues that could potentially affect the college
- A-8 Provided opportunity to network with other educational organizations/leaders to promote collaboration and sharing of resources
- A-9 Provided opportunity to discuss issues with college's internal community

B-Access

- B-1 Provided opportunity to share information about the college to prospective students
- B-2 Provided opportunity to create effective transitions for students
- B-3 Provided opportunity to cultivate funding for student scholarships
- B-4 Provided opportunity to expand outreach
- B-5 Provided opportunity to expand facilities
- B-6 Provided opportunity to expand learning activities

C-Success

- C-1 Provided opportunity to recognize student achievements
- C-2 Provided opportunity to engage others in improving student success
- C-3 Provided opportunity to influence policies, regulations, laws and/or resource allocations that would improve or create barriers to student success
- C-4 Provided data that demonstrate accomplishments and challenges to student success
- C-5 Provided opportunity to learn about strategies from other institutions that have successfully reduced student achievement gaps

PRESIDENT'S REPORT

October 12, 2017

- Jay Frank – Report & Talking points
- Kraig Michels – Human Resource Services Report

President's Report

1. **HANDOUT** - FTE Allocation & Census Report
2. **HANDOUT** - 2018 Supplemental Operating Budget Request
3. **HANDOUT** – WACTC Legislative Agenda
4. **HANDOUT** – National Center for Education Statistics – College Navigator

*** B782 - Fall Qtr 2017 Target Summary**

State FTE	3,330
State FTE Target Allocation	3,736
Above/Below Target Allocation	-406

FTE Census Report

B782 - Fall Qtr 2017

***Head Count Difference**

Current Year Quarter	5,268
Prior Year Quarter	5,709
Difference	-441

* Totals may vary slightly due to rounding

	Prior Year Quarter Final Report				Current Year Quarter Run Date 10/11/2017				Difference			
	State	Grant	Stu	Total	State	Grant	Stu	Total	State	Grant	Stu	Total
Arts and Science												
Distance	233			233	284			284	51			51
Grandview	257			257	240			240	-17			-17
Yakima	1,407			1,407	1,393			1,393	-15			-15
Total:	1,897			1,897	1,916			1,916	19			19
Workforce Ed												
Distance	274			274	258			258	-16			-16
Grandview	60			60	45			45	-16			-16
Off Campus	94	5		100	83	1		84	-12	-4		-16
Yakima	618	1		618	561			561	-57	-1		-58
Total:	1,046	6		1,052	946	1		947	-101	-5		-106
Basic Skills												
Grandview	170			170	80	43		123	-90	43		-47
Off Campus	130	11		141	79	3		83	-50	-8		-58
Yakima	431		0	431	308	2	0	310	-123	2	0	-121
Total:	730	11	0	742	468	48	0	516	-263	36	0	-226
Cumulative Totals:	3,674	17	0	3,692	3,330	49	0	3,379	-344	31	0	-313

State FTE: State supported full-time equivalent students. It is the sum of the FTES for students in state supported classes (funding source = 1).
 Grants/Con FTE: Contract and grant supported classes (funding sources = 4).
 Total FTE: All full time equivalent FTE regardless of funding source.

YVCC Weekly FTE Allocation Report

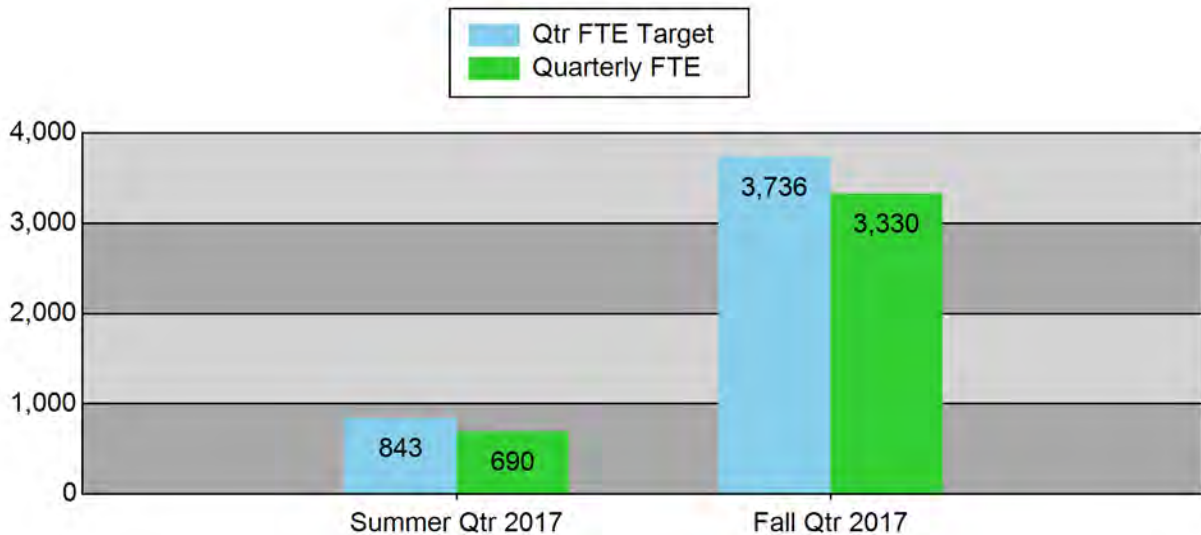
Wednesday, October 11, 2017

2017 FTE Allocation	
Basic Annual FTE	3,977
Basic Worker FTE	40
Total Annual	4,017

2017 Tolerance Band	
Lower Band @ 2%	80
Minimum FTE	3,937

	Quarterly Picture			Annual Picture		
	Quarterly FTE Target	Quarterly FTE Actual	Above/Below	Annual FTE Target	Annual FTE Actual	Above/Below
B781 - Summer Qtr 2017	843	690	-153	281	230	-51
B782 - Fall Qtr 2017	3,736	3,330	-406	1,245	1,110	-135

Total Annual FTE 1,340
 Total Allocated FTE 4,017
 Current amount Above/Below Target **-2,677**



Washington Community and Technical Colleges 2018 Supplemental Operating Budget Request

Vital Funding to Sustain our Community & Technical Colleges - \$16 million Supplemental Budget Request



The 2017-19 Operating Budget included salary increases, tuition increases and funding for student success initiatives. Unfortunately, the Legislature adjourned without adopting a capital budget, creating an annual loss of \$11.4 million used in college operating budgets to maintain and operate facilities. Additionally, there are crucial investments still needed to allow our colleges to keep pace with cost increases.

Operating Budget Requests:

\$9 million for Adjustment to Compensation Funding *Maintenance Level*

Colleges have lost ground as OFM and the Legislature have shifted to a funding methodology that relies upon tuition revenue to pay for a greater share of compensation cost increases. During the 2017-19 biennium, employee salaries will increase by 6 percent and benefits by nearly 8 percent. Under current law, tuition will increase approximately 4.2 percent during that same period. The projected new tuition revenue is not sufficient to cover the cost of the compensation increases included in the enacted budget. If not corrected, this \$9 million shortfall will force colleges to reduce programs, student support and/or staff.

\$745,000 to Allow Opportunity Grant and other SBCTC Financial Aid Programs to Keep Pace with Tuition Increases *Maintenance Level*

During the 2017-2019 biennium, tuition will increase by 2.2% in FY 2018 and approximately 2.0% in FY 2019. The Legislature provided an incremental increase in funding for the State Need Grant so that it could maintain consistent service levels, but it did not provide similar adjustments for the financial aid programs within the community and technical colleges. This request will allow our successful financial aid grant programs to continue to serve the 9,000 students we reached in 2016-17. Without this increase the Opportunity Grant and Worker Retraining program will have to reduce aid by 2%, affecting approximately 200 FTE students.

GRAPHIC HERE

Move Maintenance & Operations Funding from Capital Budget to Operating Budget *Maintenance Level*

The lack of a capital budget has resulted in the annual loss of \$11.4 million used to pay for supplies, routine repairs, materials and maintenance staff salaries for our facilities. Without these funds maintenance and repairs will be deferred and staff will lose jobs, potentially increasing future costs and creating unsafe learning and working environments. Funds are available in the Capital Construction Account but, without a capital budget, colleges and universities are not authorized to access them. This request proposes shifting the appropriation (spending authority) from the capital budget to the operating budget on a permanent basis. Funding will continue to come from the Capital Construction Account.

\$3.7 million to Invest in Teaching and Learning *Policy Level*

This funding will be used by districts to address critical faculty staffing issues that affect student outcomes. Depending upon local priorities, the funding would be used: 1. To provide increments that encourage professional development and faculty retention or 2. To improve student support and access to teachers by hiring more full-time faculty and lessening reliance on part-time instructors. This request would provide 120 faculty conversions (an average of 4 per college), improving our full-time/part-time mix by over 1%, or provide increments for full- and part-time faculty.

\$2.2 million for Student Success/Guided Pathways *Policy Level*

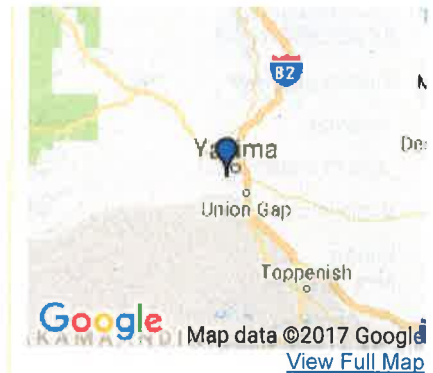
Improving student achievement and success is the system's highest priority. Guided pathways is a proven model that substantially increases college completion rates by streamlining curriculums, providing additional student guidance and giving students a clear a road map for their college career. Currently, six colleges are implementing Guided Pathway programs under grants from College Spark or the American Association of Community Colleges. In the 2017 Session, the Legislature provided \$1.5 million annually for Guided Pathways. These funds will be used to boost the implementation in the six colleges currently implementing Guided Pathways and to expand the program to six more colleges. The state funds will also leverage additional investments from College Spark in the six new colleges. However, our students and their future employers cannot wait several more years for these best practices to reach all colleges. This request would provide \$100,000 in planning funds to the 22 colleges that have not yet received start-up funding.

COLLEGENavigator

Yakima Valley College

South 16th Ave. & Nob Hill Blvd., Yakima, Washington 98907-2520

Distance from ZIP: 0.0 miles from 98907
General information: (509) 574-4600
Website: www.yvcc.edu
Type: 4-year, primarily associate's, Public
Awards offered: Less than one year certificate
 One but less than two years certificate
 Associate's degree
 Two but less than 4 years certificate
 Bachelor's degree
Campus setting: City: Small
Campus housing: Yes
Student population: 4,101 (all undergraduate)
Student-to-faculty ratio: 17 to 1



IPEDS ID: 237109
 OPE ID: 00380500

GENERAL INFORMATION

- Admissions** www.yvcc.edu/admission/Pages/default.aspx
- Apply Online** www.public.ctc.edu/ApplicantWebClient/Applicant/App/Welcome.aspx
- Financial Aid** www.yvcc.edu/admission/financial-aid/Pages/ApplicationProcedure.aspx
- Net Price Calculator** www.yvcc.edu/admission/financial-aid/Pages/NetPriceCalculator.aspx
- Tuition Policies for Servicemembers and Veterans** www.yvcc.edu/resources/Veterans/Pages/default.aspx
- Disability Services** www.yvcc.edu/resources/dss
- Athletic Graduation Rates** www.yvcc.edu/students/ConsumerInformation/Pages/default.aspx

Mission Statement

www.yvcc.edu/about/Pages/MissionStatement.aspx

Special Learning Opportunities

Distance education opportunities - undergraduate level
 Weekend/evening college

Student Services

Remedial services
 Academic/career counseling service
 Employment services for students

Credit Accepted

Dual credit
 Credit for life experiences
 Advanced placement (AP) credits

Carnegie Classification

Baccalaureate/Associate's Colleges: Associate's Dominant

Religious Affiliation

Not applicable

Federal Aid

Eligible students may receive Pell Grants and other federal aid (e.g. Direct Loans).

Undergraduate students enrolled who are formally registered with office of disability services

3% or less

FACULTY AND GRADUATE ASSISTANTS BY PRIMARY FUNCTION, FALL 2016	FULL TIME	PART TIME
Total faculty	129	159
Instructional	129	159
Research and public service	0	0
Total graduate assistants	-	0
Instructional	-	0

FACULTY AND GRADUATE ASSISTANTS BY PRIMARY FUNCTION, FALL 2016

FULL TIME

PART TIME

Research

-

0

⊖ TUITION, FEES, AND ESTIMATED STUDENT EXPENSES

ESTIMATED EXPENSES FOR FULL-TIME BEGINNING UNDERGRADUATE STUDENTS

- Beginning students are those who are entering postsecondary education for the first time.

ESTIMATED EXPENSES FOR ACADEMIC YEAR	2013-2014	2014-2015	2015-2016	2016-2017	% CHANGE 2015-2016 TO 2016-2017
Tuition and fees					
In-state	\$3,820	\$4,143	\$4,225	\$4,230	0.1%
Out-of-state	\$4,214	\$4,611	\$4,626	\$4,637	0.2%
Books and supplies	\$1,026	\$1,030	\$1,050	\$825	-21.4%
Living arrangement					
On Campus					
Room and board	\$7,380	\$7,560	\$7,620	\$7,634	0.2%
Other	\$3,090	\$3,140	\$3,140	\$3,352	6.8%
Off Campus					
Room and board	\$9,492	\$9,630	\$9,630	\$9,583	-0.5%
Other	\$3,090	\$3,140	\$3,140	\$3,180	1.3%
Off Campus with Family					
Other	\$2,958	\$3,000	\$3,060	\$2,950	-3.6%
TOTAL EXPENSES	2013-2014	2014-2015	2015-2016	2016-2017	% CHANGE 2015-2016 TO 2016-2017
In-state					
On Campus	\$15,316	\$15,873	\$16,035	\$16,041	0.0%
Off Campus	\$17,428	\$17,943	\$18,045	\$17,818	-1.3%
Off Campus with Family	\$7,804	\$8,173	\$8,335	\$8,005	-4.0%
Out-of-state					
On Campus	\$15,710	\$16,341	\$16,436	\$16,448	0.1%
Off Campus	\$17,822	\$18,411	\$18,446	\$18,225	-1.2%
Off Campus with Family	\$8,198	\$8,641	\$8,736	\$8,412	-3.7%

MULTIYEAR TUITION CALCULATOR

Estimate the total tuition and fee costs over the duration of a typical program

ALTERNATIVE TUITION PLANS

TYPE OF PLAN	OFFERED
Tuition guarantee plan	
Prepaid tuition plan	X
Tuition payment plan	
Other alternative tuition plan	

⊖ FINANCIAL AID

UNDERGRADUATE STUDENT FINANCIAL AID, 2015-2016

Full-time Beginning Undergraduate Students

- Beginning students are those who are entering postsecondary education for the first time.

TYPE OF AID	NUMBER RECEIVING AID	PERCENT RECEIVING AID	TOTAL AMOUNT OF AID RECEIVED	AVERAGE AMOUNT OF AID RECEIVED
Any student financial aid ¹	226	78%	—	—
Grant or scholarship aid	199	69%	\$1,185,232	\$5,956
Federal grants	170	59%	\$785,119	\$4,618
Pell grants	170	59%	\$746,858	\$4,393
Other federal grants	14	5%	\$38,261	\$2,733
State/local government grant or scholarships	114	39%	\$367,817	\$3,226
Institutional grants or scholarships	35	12%	\$32,296	\$923
Student loan aid	45	16%	\$218,128	\$4,847
Federal student loans	39	13%	\$177,133	\$4,542
Other student loans	6	2%	\$40,995	\$6,833

- ¹ Includes students receiving Federal work study aid and aid from other sources not listed above.

All Undergraduate Students

TYPE OF AID	NUMBER RECEIVING AID	PERCENT RECEIVING AID	TOTAL AMOUNT OF AID RECEIVED	AVERAGE AMOUNT OF AID RECEIVED
Grant or scholarship aid ¹	2,116	53%	\$11,804,168	\$5,579
Pell grants	1,858	47%	\$7,511,913	\$4,043
Federal student loans	806	20%	\$4,857,307	\$6,026

- ¹ Grant or scholarship aid includes aid received, from the federal government, state or local government, the institution, and other sources known by the institution.

- For more information on Student Financial Assistance Programs or to apply for financial aid via the web, visit [Federal Student Aid](#).

⊖ NET PRICE

AVERAGE NET PRICE FOR FULL-TIME BEGINNING STUDENTS

Full-time beginning undergraduate students who paid the in-state or in-district tuition rate and were awarded grant or scholarship aid from federal, state or local governments, or the institution.

	2013-2014	2014-2015	2015-2016
Average net price	\$6,351	\$7,512	\$7,277

Full-time beginning undergraduate students who paid the in-state or in-district tuition rate and were awarded Title IV aid by income.

AVERAGE NET PRICE BY INCOME

	2013-2014	2014-2015	2015-2016
\$0 – \$30,000	\$6,067	\$6,301	\$6,221
\$30,001 – \$48,000	\$6,435	\$6,392	\$7,532
\$48,001 – \$75,000	\$9,361	\$9,990	\$8,574
\$75,001 – \$110,000	\$12,928	\$10,380	\$12,606
\$110,001 and more	\$12,108	\$12,851	\$13,307

- Average net price is generated by subtracting the average amount of federal, state/local government, or institutional grant or scholarship aid from the total cost of attendance. Total cost of attendance is the sum of published tuition and required fees (lower of in-district or in-state), books and supplies, and the weighted average for room and board and other expenses.
- Beginning students are those who are entering postsecondary education for the first time.
- Title IV aid to students includes grant aid, work study aid, and loan aid. These include: Federal Pell Grant, Federal Supplemental Educational Opportunity Grant (FSEOG), Academic Competitiveness Grant (ACG), National Science and Mathematics Access to Retain Talent Grant (National SMART Grant), Teacher Education Assistance for College and Higher Education (TEACH) Grant, Federal Work-Study, Federal Perkins Loan, Subsidized Direct or FFEL Stafford Loan, and Unsubsidized Direct or FFEL Stafford Loan. For those Title IV recipients, net price is reported by income category and includes students who received federal aid even if none of that aid was provided in the form of grants. While Title IV status defines the cohort of student for which the data are reported, the definition of net price remains the same – total cost of attendance minus grant aid.

NET PRICE CALCULATOR

An institution's net price calculator allows current and prospective students, families, and other consumers to estimate the net price of attending that institution for a particular student.

Visit this institution's **net price calculator**

www.yvcc.edu/admission/financial-aid/Pages/NetPriceCalculator.aspx

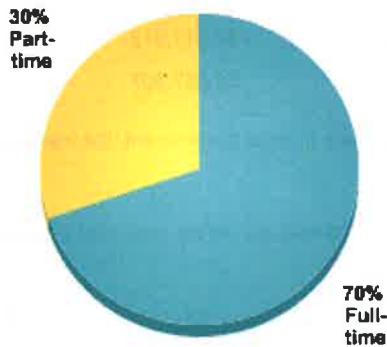
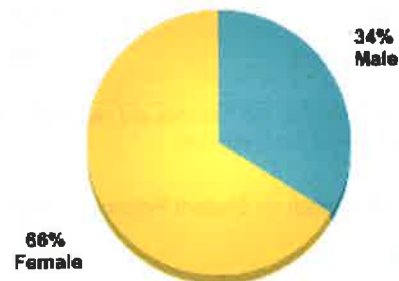
⊖ **ENROLLMENT**

FALL 2016**TOTAL ENROLLMENT (ALL UNDERGRADUATE)**

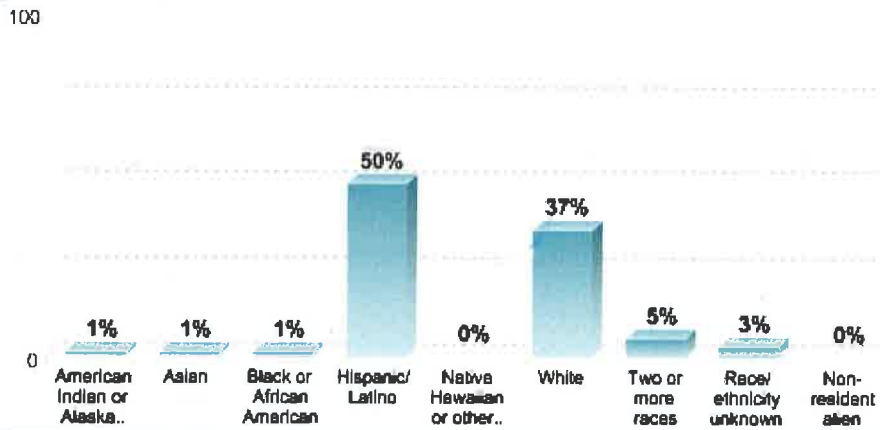
4,101

Undergraduate transfer-in enrollment

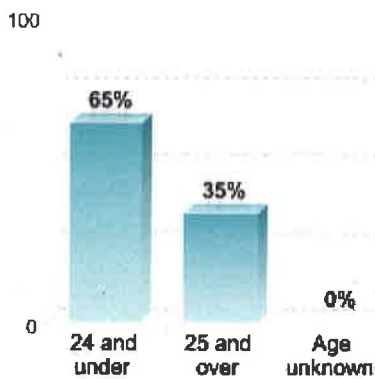
166

ATTENDANCE STATUS**STUDENT GENDER****STUDENT RACE/ETHNICITY**

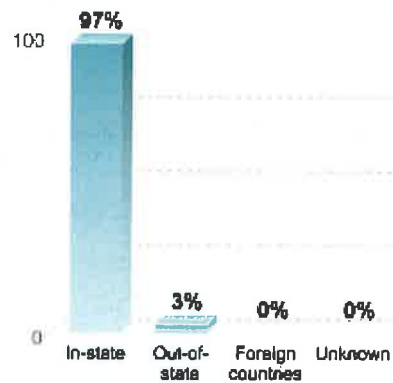
STUDENT RACE/ETHNICITY



UNDERGRADUATE STUDENT AGE

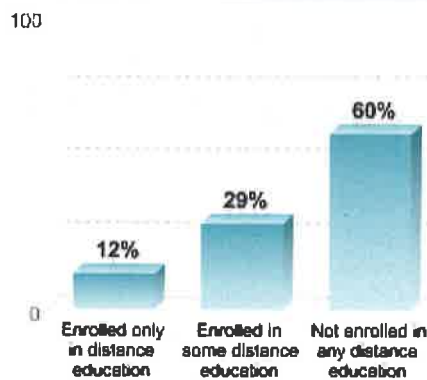


UNDERGRADUATE STUDENT RESIDENCE



- Age data are reported for Fall 2015.
- Residence data are reported for first-time degree/certificate-seeking undergraduates.

UNDERGRADUATE DISTANCE EDUCATION STATUS



ADMISSIONS

Undergraduate application fee (2016-2017):

\$30

- This institution has an open admission policy. Contact the institution for more information.

RETENTION AND GRADUATION RATES

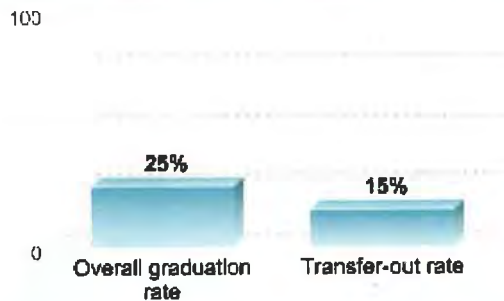
OVERALL GRADUATION RATE AND TRANSFER-OUT RATE

The overall graduation rate is also known as the "Student Right to Know" or IPEDS graduation rate. It tracks the progress of students who began their studies as **full-time, first-time degree- or certificate-seeking students** to see if they complete a degree or other award such as a certificate within 150% of "normal time" for completing the program in which they are enrolled.

Some institutions also report a transfer-out rate, which is the percentage of the full-time, first-time students who transferred to another institution.

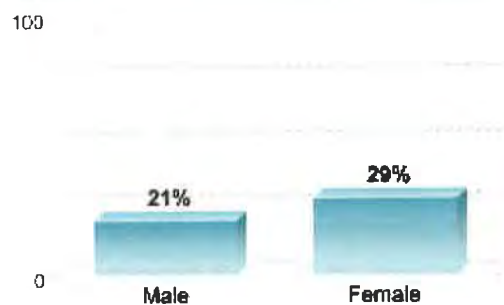
Note that not all students at the institution are tracked for these rates. Students who have already attended another postsecondary institution, or who began their studies on a part-time basis, are not tracked for this rate. **At this institution, 37 percent of entering students were counted as "full-time, first-time" in 2016.**

OVERALL GRADUATION AND TRANSFER-OUT RATES FOR STUDENTS WHO BEGAN THEIR STUDIES IN FALL 2010



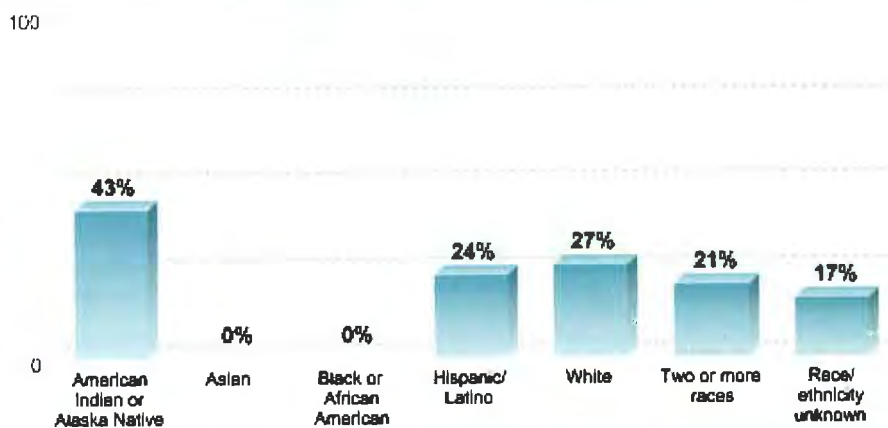
Percentage of Full-time, First-Time Students Who Graduated or Transferred Out Within 150% of "Normal Time" to Completion for Their Program

OVERALL GRADUATION RATE BY GENDER



Percentage of Full-time, First-time Students Who Began Their Studies in Fall 2010 and Graduated Within 150% of "Normal Time" to Completion for Their Program

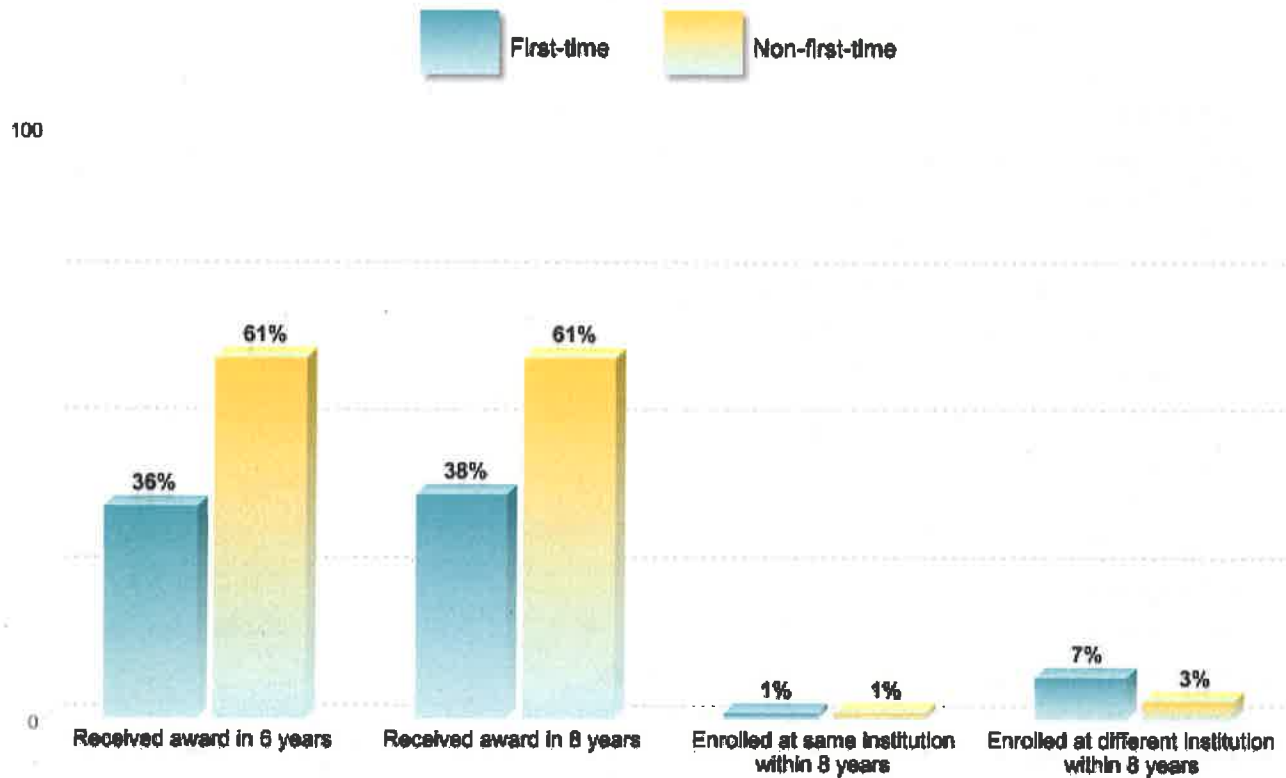
OVERALL GRADUATION RATE BY RACE/ETHNICITY



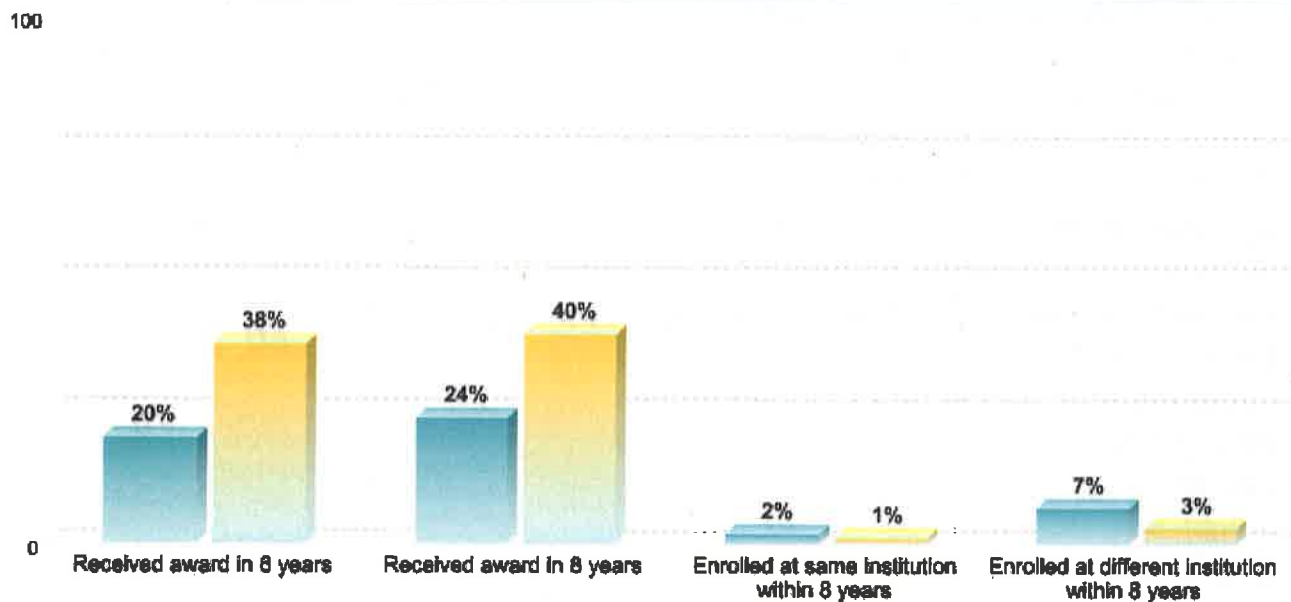
Percentage of Full-time, First-time Students Who Began Their Studies in Fall 2010 and Graduated Within 150% of "Normal Time" to Completion for Their Program

- Alternative measures of student success are reported by degree-granting institutions to describe the outcomes of degree/certificate-seeking undergraduate students who are not only first-time, full-time students, but also part-time attending and non-first-time (transfer-in) students. These measures provide the 6-year and 8-year award-completion rates after entering an institution. For students who did not earn any undergraduate award after 8-years of entry, the enrollment statuses are reported as either still enrolled at the institution, subsequently transferred out of the institution, or status unknown. Unlike the Graduation Rates data, all reporting institutions must report on their transfer outs regardless if the institution has a mission that provides substantial transfer preparation.

FULL-TIME DEGREE/CERTIFICATE-SEEKING UNDERGRADUATES WHO ENTERED IN 2008



PART-TIME DEGREE/CERTIFICATE-SEEKING UNDERGRADUATES WHO ENTERED IN 2008



PROGRAMS/MAJORS

COMPLETIONS (NUMBER OF AWARDS CONFERRED) 2015-2016

Completions are the number of awards conferred by program and award level.

▼ PROGRAM	ASSOCIATE	BACHELOR	UNDERGRADUATE CERTIFICATE
Agriculture, Agriculture Operations, and Related Sciences			
Agricultural and Food Products Processing	0	-	-
Agricultural Business and Management, General	3	-	-
Viticulture and Enology	4	-	0
Category total	7	-	0
Business, Management, Marketing, and Related Support Services			
Accounting Technology/Technician and Bookkeeping	7	-	1
Administrative Assistant and Secretarial Science, General	-	-	7
Business Administration and Management, General	15	23	4
Business Operations Support and Secretarial Services, Other	-	-	0
Business/Commerce, General	62	-	-
Entrepreneurship/Entrepreneurial Studies	2	-	-
General Office Occupations and Clerical Services	-	-	52
Marketing/Marketing Management, General	5	-	1
Office Management and Supervision	20	-	-
Retail Management	-	-	1
Category total	111	23	66
Communication Technologies/Technicians and Support Services			
Graphic and Printing Equipment Operator, General Production	0	-	-
Radio and Television Broadcasting Technology/Technician	2	-	-
Recording Arts Technology/Technician	0	-	-
Category total	2	-	-
Computer and Information Sciences and Support Services			
Computer Programming/Programmer, General	-	-	2
Computer Support Specialist	7	-	1
Computer Systems Networking and Telecommunications	8	-	1
Data Entry/Microcomputer Applications, General	-	-	32
Data Modeling/Warehousing and Database Administration	-	-	3
Data Processing and Data Processing Technology/Technician	16	-	3
Web Page, Digital/Multimedia and Information Resources Design	0	-	-
Word Processing	-	-	0
Category total	31	-	42
Construction Trades			
Electrician	0	-	-
Category total	0	-	-

- Data shown are for first majors.
- (-) Program is not offered at this award level.

▼ PROGRAM

ASSOCIATE BACHELOR UNDERGRADUATE
CERTIFICATE

Education

Early Childhood Education and Teaching	4	-	136
Teacher Assistant/Aide	10	-	4
Teacher Education and Professional Development, Specific Levels and Methods, Other	0	-	0
Category total	14	-	140

Engineering Technology and Engineering-Related Fields

Civil Engineering Technology/Technician	2	-	-
Drafting and Design Technology/Technician, General	0	-	4
Instrumentation Technology/Technician	1	-	-
Telecommunications Technology/Technician	0	-	-
Category total	3	-	4

Family and Consumer Sciences/Human Sciences

Child Care Provider/Assistant	-	-	0
Category total	-	-	0

Foreign Languages, Literatures, and Linguistics

Foreign Languages, Literatures, and Linguistics, Other	-	-	9
Category total	-	-	9

Health Professions and Related Programs

Dental Assisting/Assistant	-	-	13
Dental Hygiene/Hygienist	16	-	-
Licensed Practical/Vocational Nurse Training	-	-	53
Medical Administrative/Executive Assistant and Medical Secretary	0	-	4
Medical Insurance Coding Specialist/Coder	9	-	1
Medical Office Assistant/Specialist	-	-	178
Medical Radiologic Technology/Science - Radiation Therapist	0	-	-
Medical Transcription/Transcriptionist	-	-	0
Medical/Clinical Assistant	24	-	8
Medical/Health Management and Clinical Assistant/Specialist	-	-	4
Nursing Assistant/Aide and Patient Care Assistant/Aide	-	-	25
Pharmacy Technician/Assistant	-	-	9
Phlebotomy Technician/Phlebotomist	-	-	8
Radiologic Technology/Science - Radiographer	14	-	0
Registered Nursing/Registered Nurse	53	-	-
Substance Abuse/Addiction Counseling	5	-	1
Surgical Technology/Technologist	11	-	-
Veterinary/Animal Health Technology/Technician and Veterinary Assistant	9	-	-
Category total	141	-	304

Homeland Security, Law Enforcement, Firefighting and Related Protective Services

- Data shown are for first majors.
- (-) Program is not offered at this award level.

▼ PROGRAM	ASSOCIATE	BACHELOR	UNDERGRADUATE CERTIFICATE
Criminal Justice/Law Enforcement Administration	13	-	30
Criminal Justice/Police Science	-	-	10
Category total	13	-	40
Legal Professions and Studies			
Legal Administrative Assistant/Secretary	5	-	2
Category total	5	-	2
Liberal Arts and Sciences, General Studies and Humanities			
Liberal Arts and Sciences/Liberal Studies	464	-	-
Category total	464	-	-
Mechanic and Repair Technologies/Technicians			
Automobile/Automotive Mechanics Technology/Technician	5	-	1
Heating, Air Conditioning, Ventilation and Refrigeration Maintenance Technology/Technician	1	-	-
Category total	6	-	1
Physical Sciences			
Physical Sciences	11	-	-
Category total	11	-	-
Precision Production			
Computer Numerically Controlled (CNC) Machinist Technology/CNC Machinist	0	-	2
Machine Tool Technology/Machinist	0	-	-
Category total	0	-	2
Transportation and Materials Moving			
Flagging and Traffic Control	-	-	233
Category total	-	-	233
Grand total	808	23	843

- Data shown are for first majors.
- (-) Program is not offered at this award level.

⊖ SERVICEMEMBERS AND VETERANS

Services and Programs for Servicemembers and Veterans

Credit for military training

Dedicated point of contact for support services for veterans, military servicemembers, and their families

Member of Servicemembers Opportunity Colleges

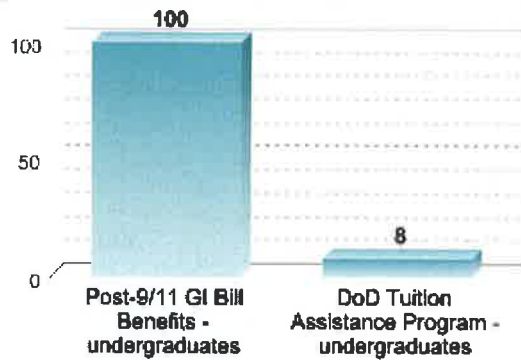
Tuition policies specifically for Veterans and Servicemembers

www.yvcc.edu/resources/Veterans/Pages/default.aspx

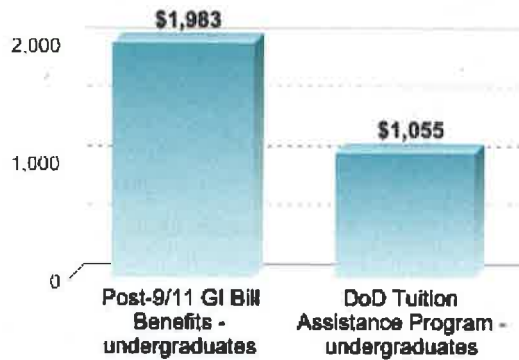
EDUCATIONAL BENEFITS, 2015-2016

NUMBER OF STUDENTS RECEIVING BENEFITS/ASSISTANCE

NUMBER OF STUDENTS RECEIVING BENEFITS/ASSISTANCE



AVERAGE AMOUNT OF BENEFITS/ASSISTANCE AWARDED THROUGH THE INSTITUTION



⊖ VARSITY ATHLETIC TEAMS

2015-2016 VARSITY ATHLETES

OTHER	MEN	WOMEN
Baseball	25	-
Basketball	11	12
Soccer	-	16
Softball	-	14
Volleyball	-	12

▪ For further information on varsity athletic teams please visit the [OPE Athletics Home Page](#).

⊖ ACCREDITATION

INSTITUTIONAL ACCREDITATION

AGENCY	PERIODS OF ACCREDITATION	STATUS
Northwest Commission on Colleges and Universities	12/1/1948 -	Accredited

SPECIALIZED ACCREDITATION

AGENCY / PROGRAM	PERIODS OF ACCREDITATION	STATUS
Accreditation Commission for Education in Nursing, Inc. – May 6, 2013 Formerly: National League for Nursing Accrediting Commission		
Nursing (ADNUR) - Associate degree programs	6/1/1974 -	Accredited

American Dental Association, Commission on Dental Accreditation

AGENCY / PROGRAM
PERIODS OF ACCREDITATION
STATUS

Dental Hygiene (DH)

5/14/1970 -

Accredited

 ■ FINANCIAL AID FOR POSTSECONDARY STUDENTS - Accreditation & Participation

 ⊖ **CAMPUS SECURITY**
2015 CRIME STATISTICS

ARRESTS - ON-CAMPUS	2013	2014	2015
Illegal weapons possession	0	0	0
Drug law violations	0	0	0
Liquor law violations	0	1	0
ARRESTS - ON-CAMPUS RESIDENCE HALLS ¹	2013	2014	2015
Illegal weapons possession	0	0	0
Drug law violations	0	0	0
Liquor law violations	0	0	0
CRIMINAL OFFENSES - ON-CAMPUS	2013	2014	2015
Murder/Non-negligent manslaughter	0	0	0
Negligent manslaughter	0	0	0
Sex offenses - Forcible	0	-	-
Rape	-	0	0
Fondling	-	0	0
Sex offenses - Non-forcible (incest and statutory rape only)	0	-	-
Incest	-	0	0
Statutory rape	-	0	0
Robbery	0	0	0
Aggravated assault	4	1	0
Burglary	1	0	4
Motor vehicle theft	0	4	0
Arson	0	0	0
CRIMINAL OFFENSES - ON-CAMPUS RESIDENCE HALLS ¹	2013	2014	2015
Murder/Non-negligent manslaughter	0	0	0
Negligent manslaughter	0	0	0
Sex offenses - Forcible	0	-	-
Rape	-	0	0
Fondling	-	0	0
Sex offenses - Non-forcible (incest and statutory rape only)	0	-	-
Incest	-	0	0
Statutory rape	-	0	0
Robbery	0	0	0
Aggravated assault	1	0	0

CRIMINAL OFFENSES - ON-CAMPUS RESIDENCE HALLS ¹

	2013	2014	2015
Burglary	0	0	1
Motor vehicle theft	0	0	0
Arson	0	0	0

- (!) Residence Halls are a subset of On-Campus statistics
- The crime data reported by the institutions have not been subjected to independent verification by the U.S. Department of Education. Therefore, the Department cannot vouch for the accuracy of the data reported here.
- As of the 2015 data collection (2014 data onwards), statistics for Sex offenses - Forcible and Sex offenses - Non-forcible are no longer collected. Rape, Fondling, Incest and Statutory rape statistics were not collected prior to the 2015 data collection.
- These data do not include incidents that: (a) took place off campus on public property immediately adjacent to and accessible from the Campus; (b) took place on a noncampus building or property owned or controlled by a student organization that is officially recognized by the institution; or (c) incidents at buildings/property owned or controlled by an institution but is not contiguous to the institution. For further information, see <http://ope.ed.gov/security>.

COHORT DEFAULT RATES

THREE-YEAR OFFICIAL COHORT DEFAULT RATES

FISCAL YEAR	2013	2012	2011
Default rate	17.7%	14.1%	16.1%
Number in default	150	113	114
Number in repayment	843	801	707

- For further information on default rates please visit the [Cohort Default Rate Home Page](#). This school's six-digit OPE ID is 003805.

AID PROGRAMS

- Federal Direct Loan (Direct Loan)

English | [Español](#) | [About](#) | [Search Plug-in](#)

[College Navigator Home](#) | [College Costs](#) | [Prepare](#) | [Financial Aid](#)

IES NCES National Center for Education Statistics

Explore the Institute of Education Sciences

IES

Home

About

Office of Director

Deputy Director for Administration and Policy

Deputy Director for Science

Standards and Review Office

Publications

Data

Funding

News

IES Centers

NCEE

NCER

NCES

Home

About

Programs

Publications

Data

School Search

News

Kids' Zone

NCSER

IES Policies and Standards

Public Access Policy

Privacy and Security Policy

NCES Statistical Standards

Peer Review Process

ED Data Inventory

Fed Stats

Contact Us

U.S. Department of Education

To: Dr. Linda Kaminski, President
From: Scott Towsley, (CIO) Director of Technology Services
Date: October 12, 2017
Subject: Server Software Conversion

Server migration has been completed, we now wait for the vendor to arrive the first week of November to install management software.

Purchases: None required

In Process:

1. Operational management software has been scheduled for installation during the first week of November.
2. Workspace One, will look at end of fall quarter for piloting. A meeting with VMware is scheduled for the third week in October.

Completed:

1. All licenses purchased and in place.
2. All servers migrated.
3. VEEAM replication and backup management software installed and setup.
4. Management switch purchase not needed.